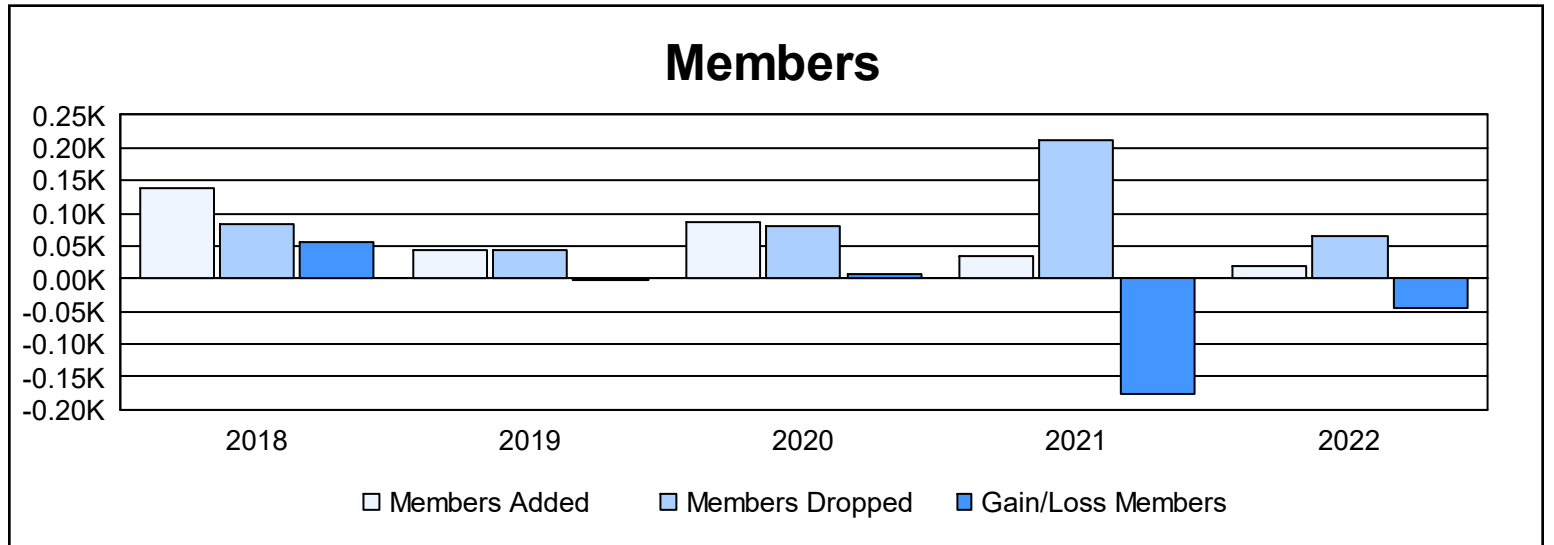
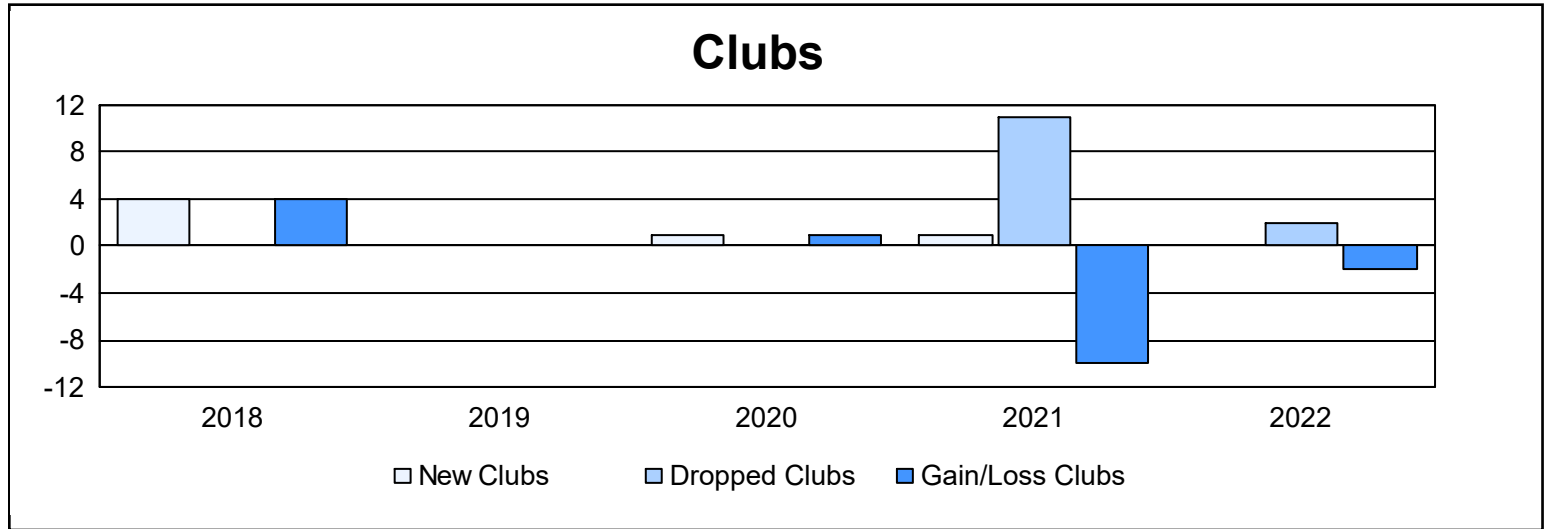
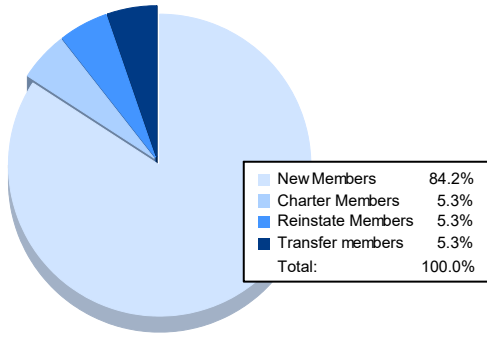


| Year | New Clubs | Dropped Clubs | Gain/ Loss Clubs | New Members | Charter Members | Reinstate Members | Transfer Members | Total Member Added | Total Members Dropped | Gain/ Loss Members |
|----------------|-----------|---------------|------------------|-------------|-----------------|-------------------|------------------|--------------------|-----------------------|--------------------|
| 2017-2018 | 4 | 0 | 4 | 50 | 86 | 1 | 0 | 137 | 82 | 55 |
| 2018-2019 | 0 | 0 | 0 | 42 | 0 | 0 | 1 | 43 | 45 | -2 |
| 2019-2020 | 1 | 0 | 1 | 47 | 23 | 12 | 5 | 87 | 81 | 6 |
| 2020-2021 | 1 | 11 | -10 | 10 | 23 | 1 | 2 | 36 | 213 | -177 |
| 2021-2022 | 0 | 2 | -2 | 16 | 1 | 1 | 1 | 19 | 65 | -46 |
| Average | 1 | 3 | -1 | 33 | 27 | 3 | 2 | 64 | 97 | -33 |



Membership Composition June 2022 Cumulative



Gender Composition June 2022 Cumulative

